


TABLE MOUNTED Retractor System



RETRACTORS CATALOGUE

M.Akhtar Baig

Contact: +92-52-4586162

Mob: +92-300-6113567

Email: retractors@madonnasurgical.com

Website: www.madonnasurgical.com

Surgical Arm Systems



MSC101

The large BMW - Arm System for surgical application are known for their outstanding holding power. There are two different models available with a working range of 310 mm or 420 mm.

MSC-102

The large BMW - Arm System holding Kelly Retractor.

Endoscope Holders



MSC-103


- Arm Systems for endoscopy are for a modular design and vary in holding power. In order to allow the practitioner an easier selection.



MSC-104

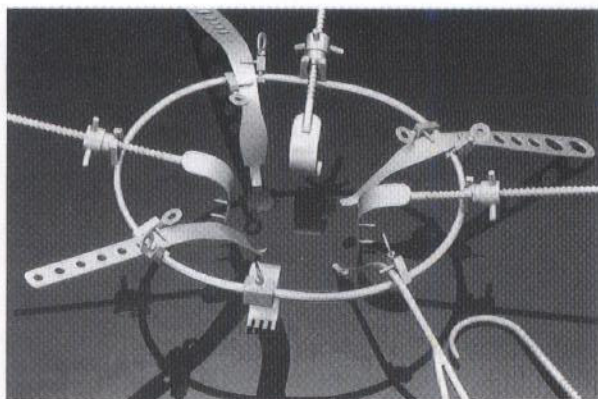
- Arm Systems with holding power.

Surgical Arm Systems



MSC-105

The large **MSC** Arm Systems for surgical application are known for their outstanding holding power. There are two different models available with a working range of 310 mm or 420 mm . For system attaching to operating tables two electrically insulated models of claping sockets are available .



MSC-106

Medical Multiple Retractor Set

has been designed to provide the flexibility necessary for the operating room. With almost twenty different ring possibilities and hundreds of retractor blade styles to choose from the Multi-Trac is suited for use in many different specialties and can be configured to fit the special needs of almost any patient.

- Rings
- Table Mouthing Components
- Retractor Blades
- Sterilization Supplies
- Retractor Sets




MSC-108

Wexler Retractors WEXLER STANDARD ABDOMINAL RETRACTORS

Comes Complete With:
1 Standard octagon frame
2 Lateral blades
1 Malleable blade
1 Deaver blade
1 Expandable blade


- 108A With 2 universal joints
- 108B With 1 universal joint



MSC-107

Balfour Retractors ABDOMINAL RETRACTORS

- 107A Adjustable shape ring. 2 lateral blades.
Set complete with 3 detachable blades:
2 small, 1 3/4" (4.5cm) wide x 3 1/2" (8.9cm)
deep and 1 large, 2 3/4" (7cm) wide x 4" (10.2cm)
deep. Positive action ratchet regulates diameter.
- 107B 13" (33cm), Spread 205mm
Blades on frame 73 x 27mm
Blades Detachable 2-small, large
Small 7" (177.8mm) 80 x 44mm
Large 7.75" (196.8mm) 99 x 72mm



MSC-109


WEXLER STANDARD FRAME

Lateral catches for two blades

- 109 11 5/16" x 9 1/2" (28.7cm x 24.1cm)


Retractor Sets

IMPROVED GOMES RETRACTOR SET



MSC-110

IMPROVED GOMES RETRACTOR SET
Improved Gomes Retractor Set, with fowler bows+poly-clamp table clamps, designed for bariatric application.



MSC-111

WISHBONE RETRACTOR SYSTEM
Basic system is supplied with a wide assortment of retractor blades for various purposes. Special blade requirements may be ordered economically from BMW.



MSC-112


GOMEZ RETRACTOR SYSTEM
Gomez Retractor standard set complete with poly-clamp-table clamps, designed for bariatric applications.



MSC-113

BARIATRIC RETRACTOR SYSTEM
Bariatric upper abdominal retractor set, max spread 28", minimum spread 20".

Retractor Sets

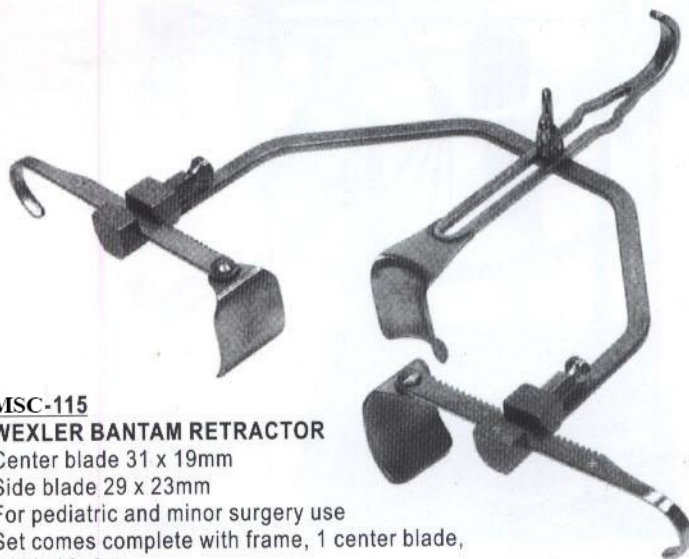


MSC-114

WILKISON ABDOMINAL RETRACTOR SET

Eliminates need for a second assistant ring
extension arms attach to side rails can be
moved up & down to the side or tilted.

.114 Spread 6 1/3" (16cm)



MSC-115


WEXLER BANTAM RETRACTOR

Center blade 31 x 19mm

Side blade 29 x 23mm

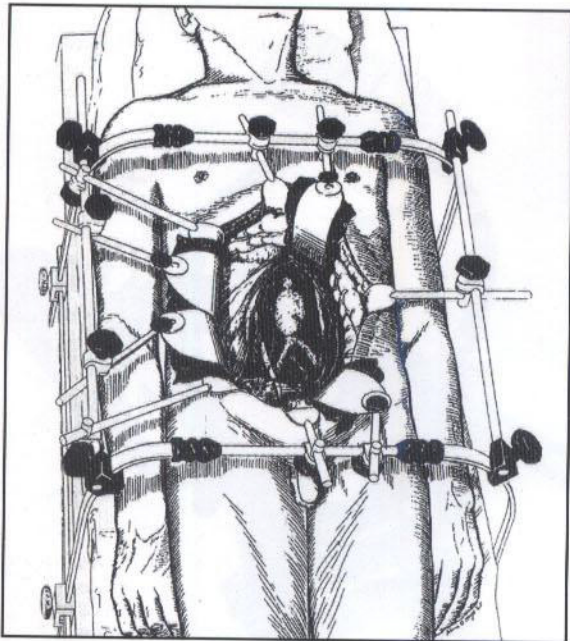
For pediatric and minor surgery use

Set comes complete with frame, 1 center blade,
2 side blades




FENCE BLADES, SWIVEL, CLAMPS, RETRACTORS

Poly-Tract Full Abdominal Retractors




MSC-116

POLY-TRACT UPPER ABDOMINAL RETRACTOR SET



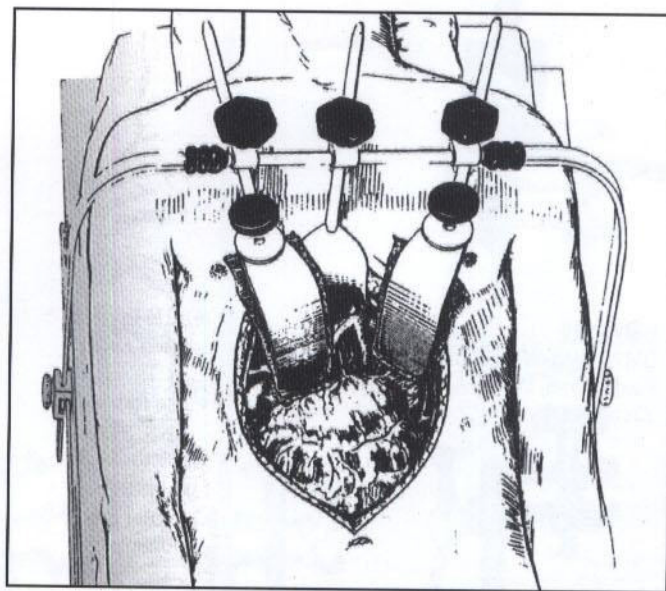
MSC-117

Poly-tract Full Abdominal Retractors, Consist of Different Parts. The List of Parts Can Be Delivered On Demand.



MSC-118

SET COMPONENTS IS AVAILABLE



MSC-119


POLY-TRACT UPPER ABDOMINAL RETRACTOR

Multi Purpose Head Frames




MSC-120

-MINI-WISHBONE RETRACTORS
Fixed Arms, Which Are Approximately
25cm Apart.




MSC-121

MICRO NEURO SURGERY



MSC-122

FRAME HEAD HOLDER SET



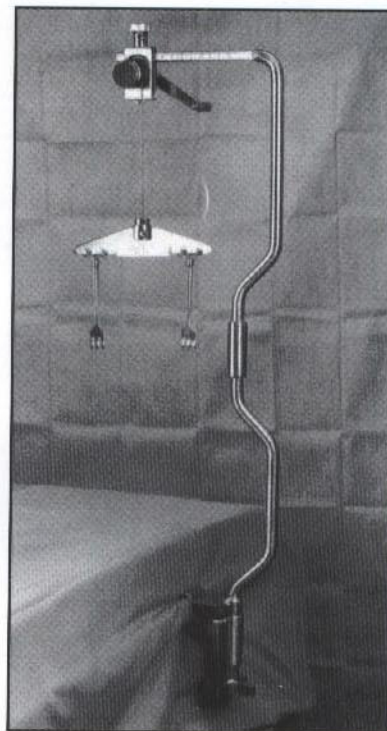
MSC-123

HEAD HOLDER

Retractor Sets

MSC-124

Table Mounted Scrub Applied Set (Single Set)



MSC-125

Fixed Straight Post/Clamp
W/Spline, Circulator
Applied, 21" Long



MSC-126

Fixed Double Bend,
Post/Clamp, 21" Long



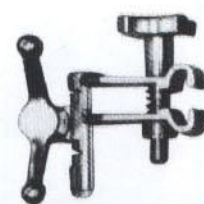
MSC-127

Fixed Double Bend,
Post Scrub Applied
19" Long




MSC-128

Fixed Straight Post
Scrub Applied
19" Long




MSC-129


Custom Clamps




Extension Retractors



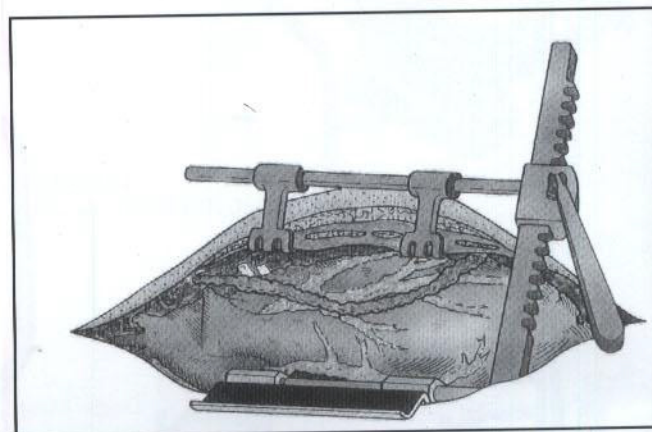
MSC-130
EXTENSION RETRACTOR



MSC-131
EXTENSION RETRACTOR

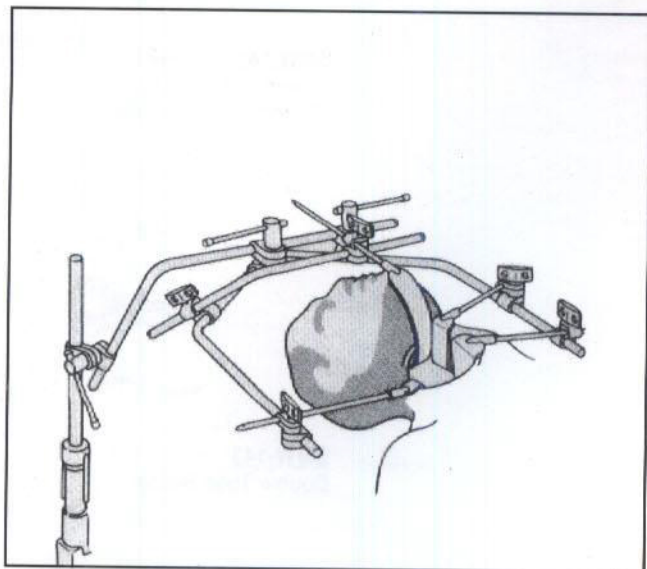


MSC-132
EXTENSION RETRACTOR
Kent Retractor Set

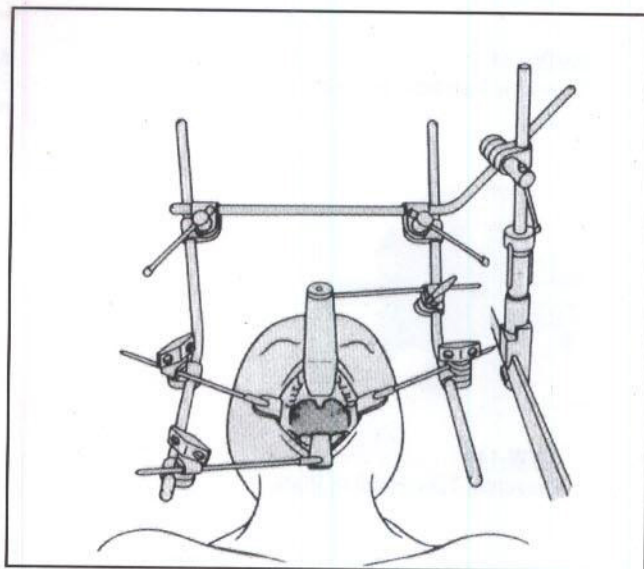


MSC-133
INTERNAL MAMMARY
ARTERY RETRACTOR
Left I.M.A

Farley Spinal Retractor

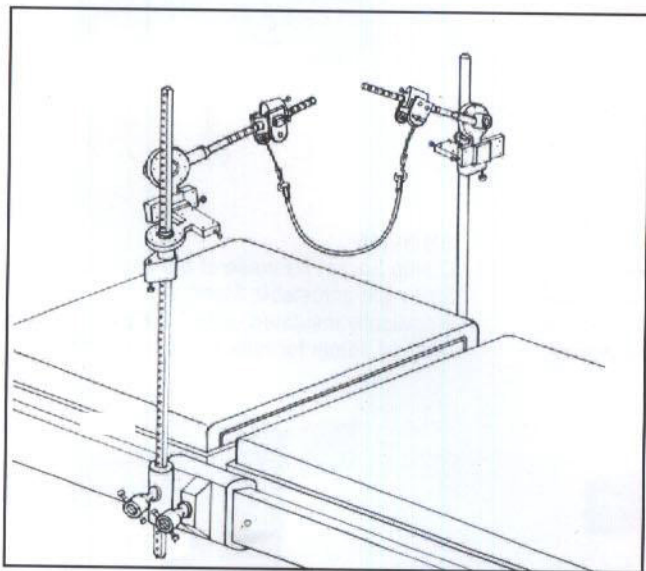


MSC-134

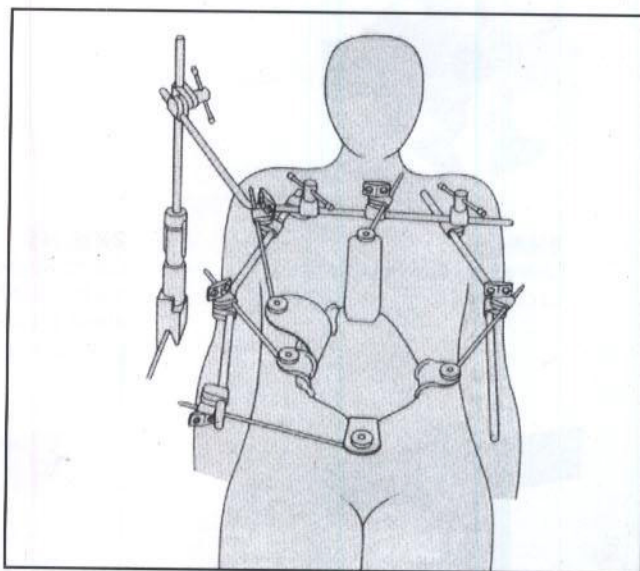


MSC-135

Farley Spinal Retractor



MSC-136



MSC-137


Holding Systems Clamp Sockets




MSC-138
Universal Retractor Holder



MSC-139
Endoscope Holder
Ø10 mm



MSC-140
Extended Articulation
180 mm Long, Lockable




MSC-141
Universal Tube Holding Plate




MSC-142
Single Tube Holder




MSC-143
Double Tube Holder




MSC-144
Universal Tube Holding Plate
Lockable




MSC-145
Clamp Socket K3 made of light metal,
holding width 50mm, for height adjustable
stand Ø16mm, holding width of 50mm for
rails 25/35 x 8/10 and tubes Ø12-35mm




MSC-146
Clamp Socket K1 made of Stainless Steel,
for height adjustable Stand Ø16mm,
electrically insulated up to 1.5 KV AC, holding
width of 35mm for rails 25/32 x 8/12mm



MSC-147
Clamp Socket K4 made of light metal,
holding width 35mm, for screw stand
Ø16mm/M10, holding width of 50mm for
rails 25/35 x 8/10 and tubes Ø12-35mm



MSC-148
Clamp Socket K2 made of Stainless Steel,
for height adjustable Stand Ø16mm,
electrically insulated up to 4.5 KV AC, holding
width of 50mm for rails 25/32 x 8/12mm



MSC-149
Clamp Socket K5 made of light metal,
holding width 50mm, for screw stand
Ø16mm/M10, holding width of 50mm for
rails 25/35 x 8/10mm and tubes
Ø12-35mm